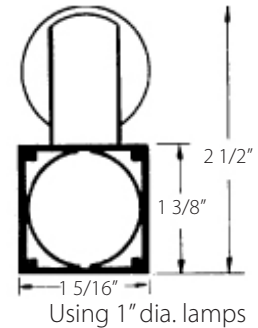
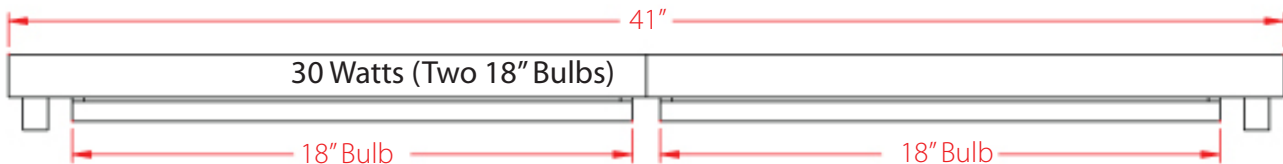
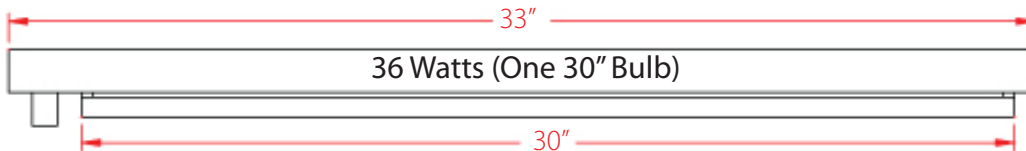
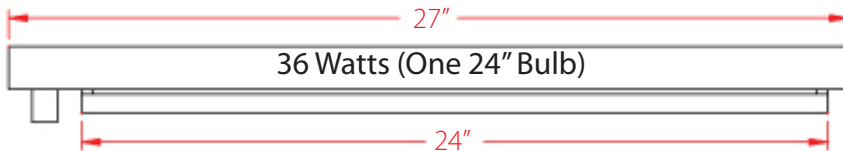
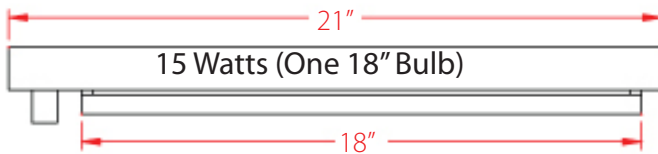
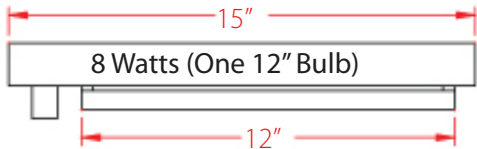


### Fluorescent Light Fixtures (Single Door Cases)



#### Specifications:

**Housing:** Channel and back plate die-formed of heavy gauge prime steel.

**Finish:** For improved paint adhesion and rust resistance, all metal parts are cleaned by a multi-stage process and treated with an iron phosphate coating. Housing is electrostatically sprayed with glossy white enamel, baked at 320° F. Chrome finish is luxuriously plated for appearance and endurance.

**Electrical:** Equipped with starter type, UL approved ballast for use with 120 volt, 60 cycle AC. Sockets are completely wired. Fixtures are to be hard wired on the job site.

**Labels:** UL combined with I.B.E.W.



All fixtures are 2 1/2" deep by 1" wide